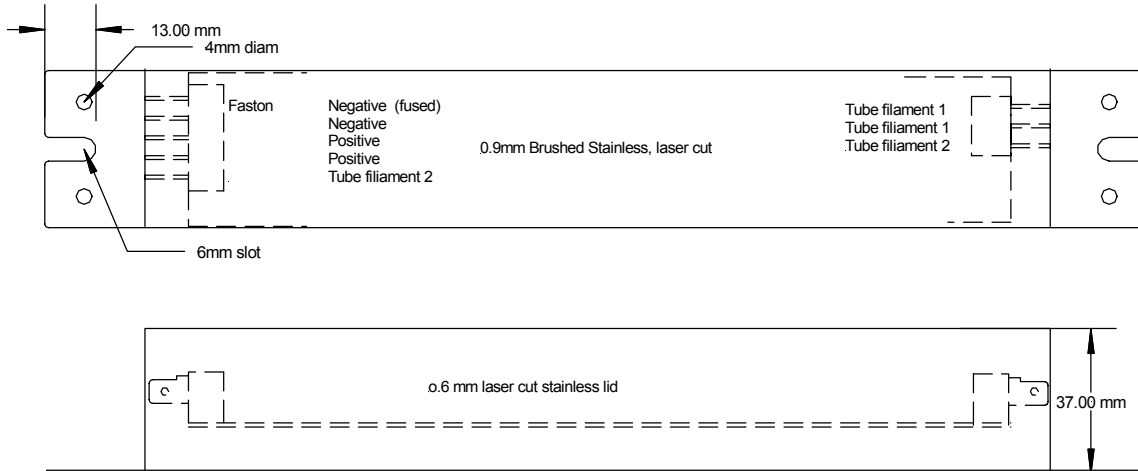




On Time, On Spec, On Budget

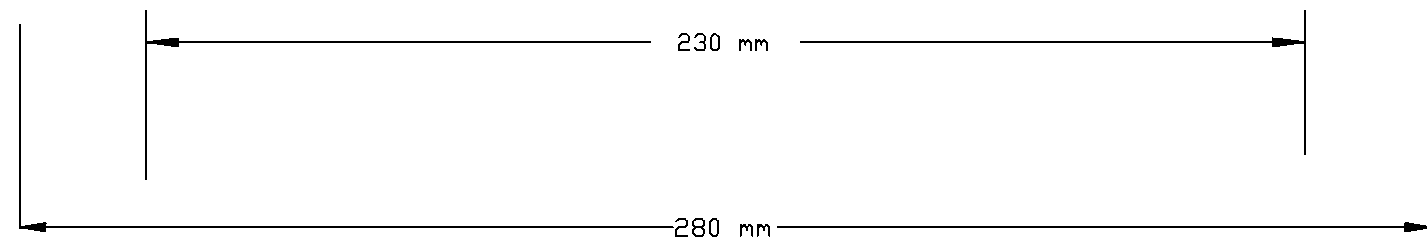
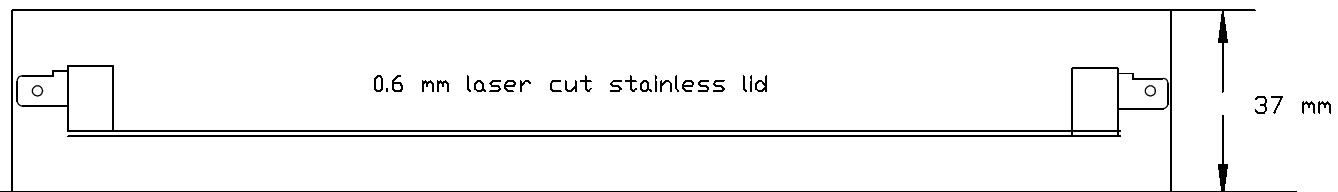
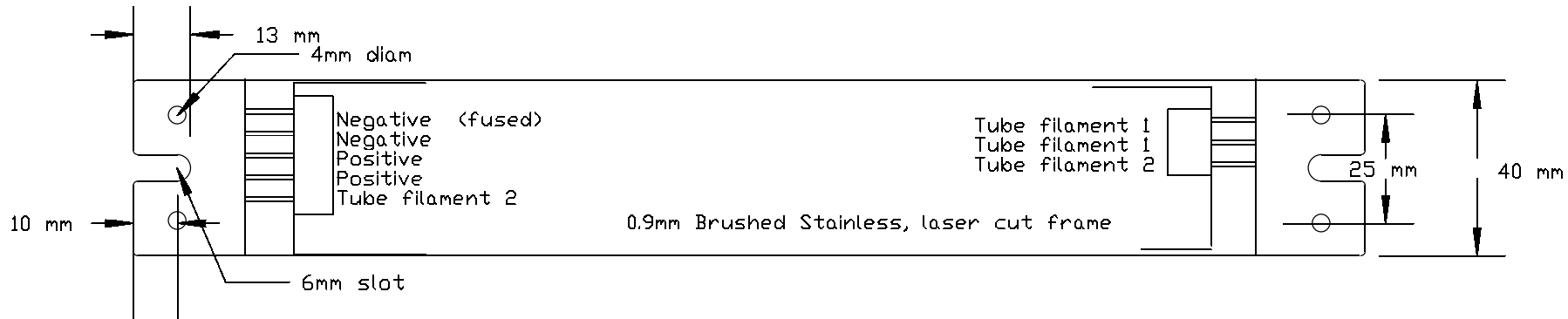
Fanden Pty Ltd
ACN 093 030 356
ABN 23 093 030 356
PO Box 498
Baulkham Hills NSW 1755
phone: 02 9639 6238
fax: 02 9639 7462
email: sales@fanden.com.au
web: www.fanden.com.au

Railway Fluorescent Lighting Inverter F110-20/40W (Advance Data)



The Fanden fluorescent lighting inverter type F110-20/40w is designed expressly for use in the high vibration, high electrical transient and high ambient temperatures found in railway applications. The lamp drive circuits are designed to operate the tube as the manufacturer intended; that is at a constant alternating current fed to the arc, after the tube has struck. This eliminates the tube blackening and resultant short tube life found with some lamp drivers. Some features are:

- 100 °C ambient allowed. No electrolytic capacitors are used, only polypropylene.
80 to 140 V DC operating range.
drives both 20 Watt and 40 Watt tubes (single tube per inverter).
inductor, varistor, capacitor transient clamping.
transients to SRA NSW specification FE126-97 Section 2.2.2.
constant current, high frequency (100KHz) inaudible Power MOSFET AC inverter.
high rupture strength 1 amp HRC ceramic fuse fitted internally.
reverse polarity protection.
high vibration resistant construction.
stainless steel case, flush mounting base (280 mm long by 40 mm wide by 37 mm high)
same mounting centers as existing units in service.
Faston (6mm spade) connections, recessed with same pin sequence as existing units in service.
efficiency 90% typical (40 W lamp load).



DRAFT FOR DISCUSSION PURPOSES ONLY
refer to www.fanden.com.au/f110/ for advance data

copyright Fanden Pty Ltd 2002

Fanden

Fanden Pty Ltd ABN 23 093 030 356
phone 02 9639 6238 fax 02 9639 7462
www.fanden.com.au

TITLE			
Railway Fluorescent Light Inverter F110-20/40W			
SIZE	CAGE CODE	DWG NO	REV
A4		F110_2044.TCW	-1
SCALE	12 Feb 2002		SHEET